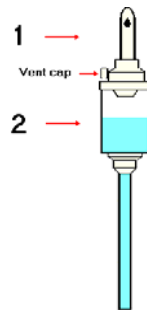


Volumed[®] VP7000 PVC Premium Infusion Pump

Condensed Instructions

1. Priming – Volumed IV Set

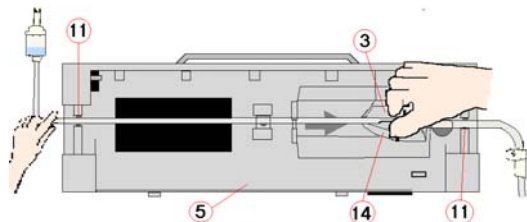
- ✓ Close Roller clamp on Volumed IV set.
- ✓ Connect Volumed IV set (1) to fluid container.
- ✓ Fill drip chamber (1/3 full) (2).
- ✓ Open Roller clamp to Prime line (To remove air).
- ✓ Close Roller clamp.
- ✓ Open air vent cap if using rigid container.



Use only recommended 3100 Volumed sets with Robson clamp.

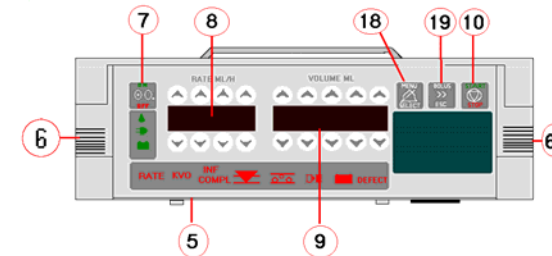
2. Loading – Volumed IV set in pump

- ✓ Clamp flow sensor over drip chamber (2) (optional).
(Above fluid level & below white collar)
- ✓ Press **ON/OFF** key (7) (Switches on power).
- ✓ Open door (5) by pulling latches (6).
- ✓ Position Robson Clamp (3) on tubing adjacent to Stop Flow Device (14).
- ✓ Close Robson Clamp.
- ✓ Insert the IV set into the left Tube Guide (11).
- ✓ Place Robson Clamp in Stop Flow Device.
- ✓ Insert remaining tube into the right Tube Guide (11).
- Keep IV straight between Tube Guides.**
- ✓ Close the door (5).
- Wait until pump has performed Stop flow test.**
- ✓ Open Roller Clamp and connect administration set (1) to patient.



3. Starting an Infusion

- ✓ Set required rate (use keys in RATE ML/H window) (8).
- ✓ Set required volume (use keys in VOLUME ML window) (9).
- ✓ Press **START/STOP** key (10).
(LCD display confirms pump is running)
- ✓ To Stop pump press **START/STOP** key.
- ✓ To switch pump off, first stop pump, then press **ON/OFF** key (7) for 2 seconds.



4. Additional Functions

- **To Silence Alarm:** Press **MENU/SELECT** key (18).
- **To Zero Volume Infused:** Press **MENU/SELECT** key. Use volume keys to scroll to the menu point “Zero Volume”. Press **MENU/SELECT** to select. Press **MENU/SELECT** to confirm or **BOLUS/ESC** (19) to cancel.
- **Time over Volume:** Press **MENU/SELECT** key (18). Use volume keys to scroll to the menu point “TOV”. Press **MENU/SELECT** to select. Enter the Infusion time in the **RATE** window. Enter the VTBI in the **VOLUME** window. Press **START/STOP** key to start infusion.
- **Infusing a Manual Bolus:** Press **MENU/SELECT** key (18) and **BOLUS/ESC** key (19) together. Press and hold the **BOLUS/ESC** key to deliver the bolus. Release the **BOLUS/ESC** key to stop the bolus.