



 (GREEN Syringe Flashing): Pump Running


 (RED Syringe Flashing):
- Syringe nearly empty / Syringe empty


KVO (Keep Vein Open) Rate = 0.3mL/h
Restart pump if desired


RATE Rate has been changed

DEFECT Do not use the pump any more
Write down exact circumstances
Send pump to Service Department

 Mains power on

 (GREEN Battery): Pump running on battery
(FLASHING): Pre Low Battery Alarm (30mins left)
Press **2MIN / OPTION** key **(5)** to confirm

 (RED Battery FLASHING & Audible Alarm):
Connect mains power as soon as possible

 Occlusion Alarm: Check the following:
- Is door shut?
- Is the line / cannula kinked?
- Has the cannula tissued?
- Has the patient moved to stop flow?

Additional Features

Bolus: When pump is infusing, an *Automatic* or *Manual* bolus can be given

▪ **Manual Bolus**:

Press **OPTION (5)** & **BOLUS (8)** key together and hold

The Bolus Rate is displayed in **RATE** window **(9)** and Bolus Volume in **VOLUME** window **(10)**
(The LCD window **(6)** will display "Manual Bolus")

Hold keys down until volume has been reached

Release keys to stop the manual bolus (syringe will revert to normal infusion)

▪ **Automatic Bolus**:

Press **BOLUS** key **(8)** until **VOLUME** window **(10)** flashes (0.0)

Enter desired Bolus Volume (Use keys in **VOLUME** window **(10)**)

Press **BOLUS** key **(8)** to deliver Bolus (The LCD window **(6)** will display "Auto Bolus")

Once the required Bolus Volume has been reached pump will revert to normal infusion

To stop automatic bolus press **START / STOP** key **(7)** (Infusion will cease and KVO state will take over). To restart press **START / STOP** key **(7)**

▪ **Recall of Last Settings**: (Syringe pump in switched off state)

Press and hold **START / STOP** key **(7)** then press **ON / OFF** key **(11)**

(Syringe pump will scroll through menu and display last settings)

▪ **Rate Calculation**: When a specific volume is to be infused in a given time

Complete instructions overleaf (up to green star★)

Press **START/STOP** key **(7)** to reconfirm

Press and hold **OPTION** key **(5)** until the **RATE** window **(9)** and **VOLUME** window **(10)** flash

Enter Time in **RATE** window **(9)** and Volume in **VOLUME** window **(10)**

Press **START / STOP** key **(7)** to start infusion

Note: The calculated rate is automatically selected