







Syramed® SP6000PCA Syringe Pump Trouble Shooter

 (GREEN Syringe Flashing): Pump Running	 Mains power on
 (RED Syringe Flashing): - Syringe nearly empty / Syringe empty	 (GREEN Battery): Pump running on battery (FLASHING): Pre Low Battery Alarm (30mins left) Press 2MIN / OPTION key (5) to confirm
KVO (Keep Vein Open) Rate = 0.3mL/h Restart pump if desired	 (RED Battery FLASHING & Audible Alarm): Connect mains power as soon as possible
RATE Rate has been changed	 Occlusion Alarm: Check the following: - Is the PCA arm closed and locked? - Is the line / cannula kinked? - Has the cannula tissued? - Has the patient moved to stop flow?
DEFECT Do not use the pump any more Write down exact circumstances Send pump to Service Department	

Additional Features

- **Changing the configuration of the present programme:**

Stop the pump with the **START/STOP** key **(7)**

Double click the **BOLUS** key **(8)**

Enter the 4-digit password and press the **START/STOP** key **(7)** to confirm

Select the desired parameter in the **RATE ML** window **(9)**

Change the desired value in the **VOLUME ML** window **(10)** and press the **START/STOP** key to confirm

Press the **START/STOP** key until the pump switches to running mode

- **Program and store the configuration:**

Switch on the pump with the **ON/OFF** key **(11)**

Enter the 4-digit password and press the **START/STOP** key to confirm

Select the desired patient programme in **VOLUME ML** window **(10)**

Set all the parameter values Pt.1 – Pt.15 and press the **START/STOP** key to confirm each value change until pump reaches running mode

Hold the **OPTION** key **(5)** when switching off the pump with the **ON/OFF** key (Changes saved)

- **Recall of Last Settings (Continue a PCA administration):**

(Syringe pump in switched off state)

Press and hold **START / STOP** key **(7)** whilst pressing **ON / OFF** key **(11)**

(Syringe pump will scroll through menu and display last settings)

Enter the 4-digit password and press the **START/STOP** key **(7)** to confirm

Confirm all the parameter values Pt.1 – Pt.15 and press the **START/STOP** key to confirm each value until the pump reaches running mode

- To start a new PCA administration switch off the pump – After switching on pump, all values will reset to zero

HOSPITAL