




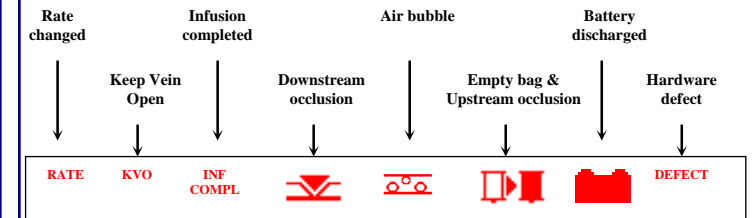
	Remove air bubble in; restart pump.
	<p>Occlusion Downstream: Check the following:</p> <ul style="list-style-type: none"> Is the door shut? Is the line / cannula kinked? Has the cannula tissued Has the patient moved to stop flow? Is the recommended IV set installed? If no pressure in system, open and close door If flashing; restart pump
	<p>Occlusion Upstream</p> <ul style="list-style-type: none"> Exchange container if empty Is the drip chamber correctly installed? Is the drip chamber vertically inserted in drop detector? Is the drip chamber over filled? (<i>Over 1/3 filled</i>) Are the walls of drip chamber clean? (<i>No condensed drops</i>) Is the drop detector above fluid level and below white collar?
DEFECT	<p>Do not use the pump any more</p> <p>Write down exact circumstances</p> <p>Send pump to Service Department</p>
RATE	Rate has been changed
KVO	(Keep Vein Open) Rate Restart pump if desired
	(GREEN Battery): Pump running on battery (FLASHING): Pre Low Battery Alarm (30mins left) Press 2MIN / OPTION key (18) to confirm
	(RED Battery FLASHING & Audible Alarm): Connect mains power as soon as possible
	<p>Check alarms</p> <p>Confirm with 2MIN Key</p>

Alarm Symbols:



Administration Sets available for gravity or VP7000 infusion

- **3100 series with Robson Clamp**

Arcomedical infusion ltd
 Head Office – Sales & Services
 5J West Horndon Industrial Estate
 West Horndon Essex CM13 3XL
 Admin Email: sales@arcomed.co.uk Website: www.arcomed.co.uk
 Tel: 01277 810432 Fax: 01277 811967