




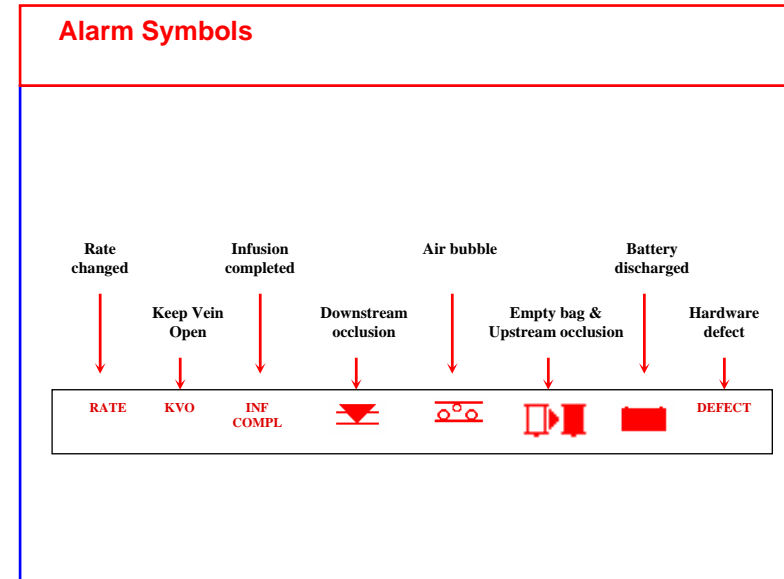
	Remove air bubble in; restart pump.
	Occlusion Downstream: Check the following: Is the door shut? Is the line / cannula kinked? Has the cannula tissued Has the patient moved to stop flow? Is the recommended IV set installed? If no pressure in system, open and close door If flashing; restart pump
	Occlusion Upstream Exchange container if empty Is the drip chamber correctly installed? Is the drip chamber vertically inserted in drop detector? Is the drip chamber over filled? (Over 1/3 filled) Are the walls of drip chamber clean? (No condensed drops) Is the drop detector above fluid level and below white collar?
DEFECT	Do not use the pump any more Write down exact circumstances Send pump to Service Department
RATE	Rate has been changed
KVO	(Keep Vein Open) Rate = 3.0 ml/h Restart pump if desired
	(GREEN Battery): Pump running on battery (FLASHING): Pre Low Battery Alarm (30mins left) Press 2MIN / OPTION key (18) to confirm
	(RED Battery FLASHING & Audible Alarm): Connect mains power as soon as possible
	Check alarms Confirm with 2MIN Key



Administration sets available for gravity or VP7000

- 3100 series with Robson Clamp

Arcomedical infusion ltd
 Head Office – Sales & Services
 5j West Horndon Industrial Estate
 West Horndon Essex CM13 3XL
 Admin Email: sales@arcomed.co.uk Website: www.arcomed.co.uk
 Tel: 01277 810432 Fax: 01277 811967 std.a5.5005.is